

Data Sheet 22.3

Connecting Boxes and Adapters Type Q-20

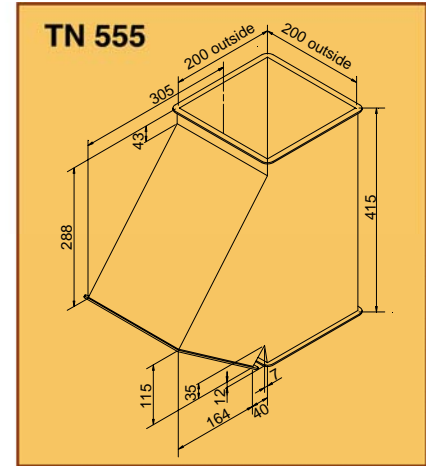
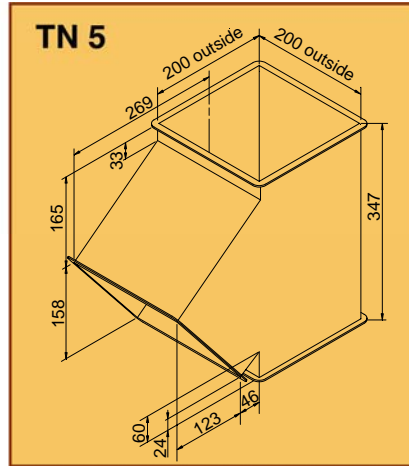
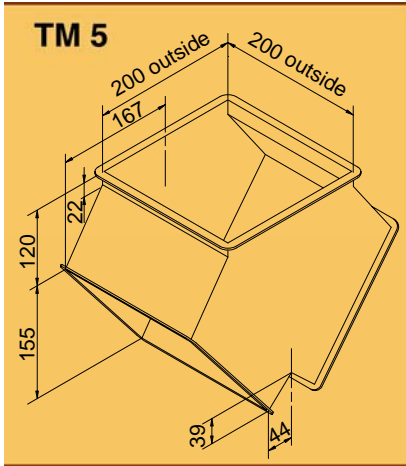


Connecting boxes

Connecting boxes type TM and TN (also known as T-pieces) are used where two spouts join together. Type TM is used for the connection of two sloping spouts with a dip angle of 38°, but can also be delivered with a dip angle of 55°. Type TN can be used in the two positions shown

below: for connection of a vertical and a sloping spout in A: one vertical spout or B: one sloping spout.

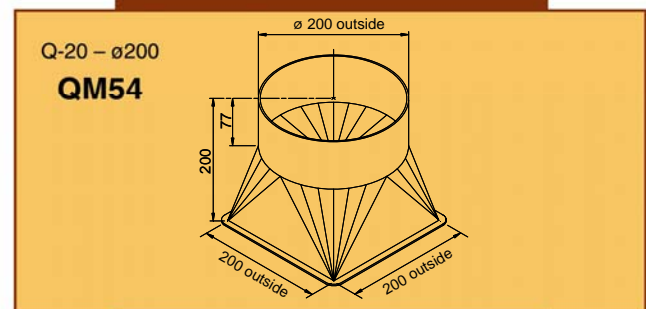
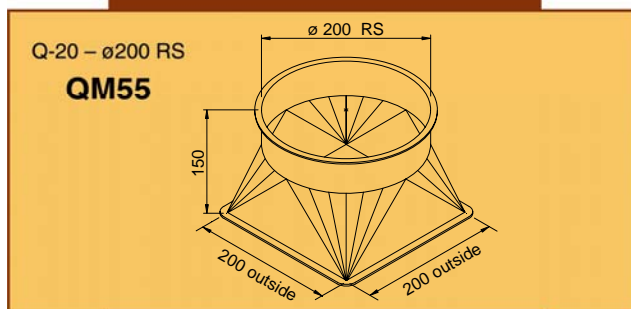
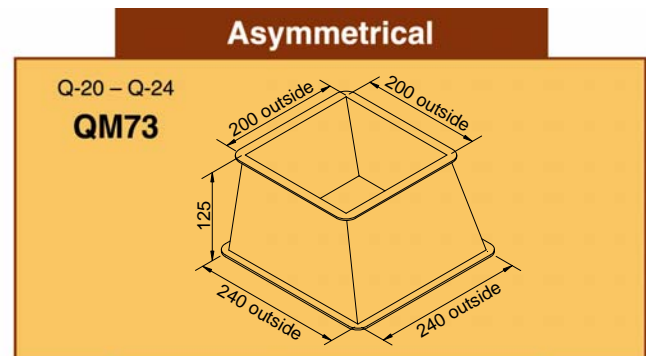
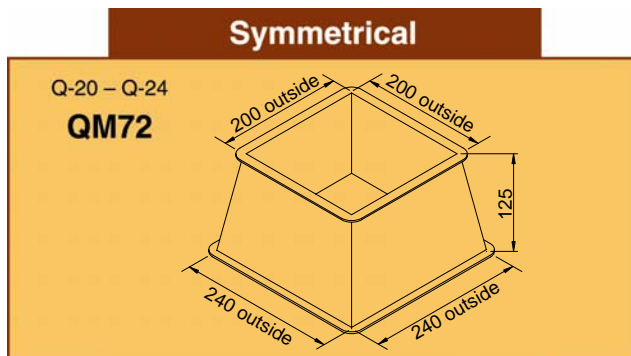
In a third position a connection box type TN built together with a shutter type SK can be used as a grain brake to soften the fall effect from a long vertical spout line.



Adapters

Adapters are used to change from one Q-size to another and are manufactured symmetrical and asymmetrical.

Asymmetrical adapters are specially designed to be used when changing Q-size on angled spout runs, enabling the underside of the spout to remain level.



Copyright © - The right to alterations is reserved