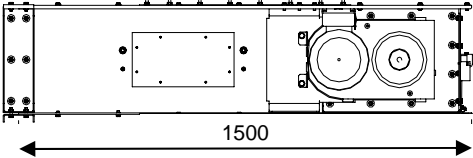
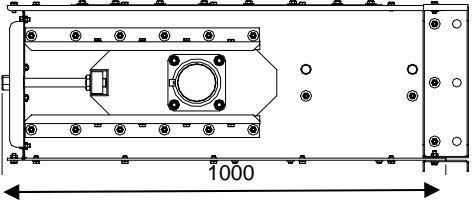
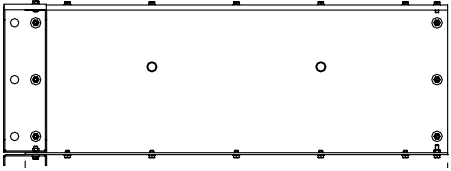
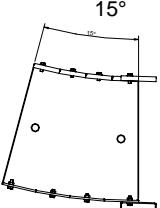


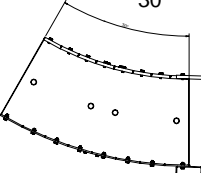
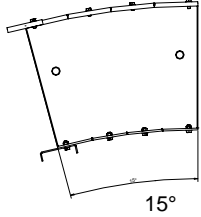
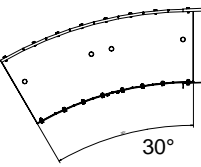
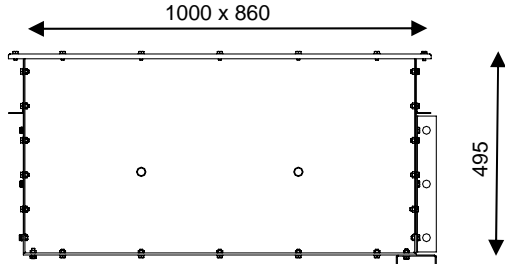
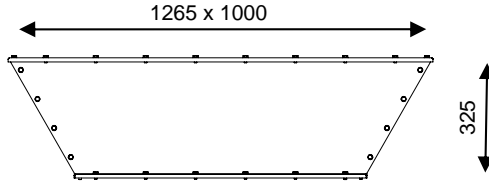
# Data Sheet 46.1

## Cimbria Waste Conveyor RW-30

### Technical information



 <p>Drive section 1.5 kW, 1.500 mm Art. no. RTG 318-671 Drive section 2.2 kW, 1.500 mm Art. no. RTG 318-672</p>
 <p>Tension section, 1.000 mm Art. no. RTG 381 Tension section, 1.000 mm, reversible Art. no. RTG 382 R</p>
 <p>Middle section 500 mm, horizontal Art. no. RTG 331 Middle section 1.000 mm, horizontal Art. no. RTG 333 Middle section 3.000 mm, horizontal Art. no. RTG 337</p>
<p>Middle section 500 mm, 60° and 90° vertical Art. no. RTG 3315 Middle section 1.000 mm, 60° and 90° vertical Art. no. RTG 3335 Middle section 3.000 mm, 60° and 90° vertical Art. no. RTG 3375</p>
 <p>Upwards bend, 15° Art. no. RTG 364</p>

 <p>Upwards bend, 30° Art. no. RTG 366</p>
 <p>Downwards bend, 15° Art. no. RTG 363</p>
 <p>Downwards bend, 30° Art. no. RTG 368</p>
 <p>Intake pit section - Art. no. RTG 340</p>
 <p>Extension intake pit - Art. no. RTG 33115</p>
Lid on intake pit - Art. no. RTG 3447
Motor driven shutter - Art. no. RLG7
Speed guard - Art. no. PH30050AT3DT6
Support 0.5 m - Art. no. RTG 0050
Support 1.0 m - Art. no. RTG 0100
Support 2.0 m - Art. no. RTG 0200
Explosion panel, 150 x 600 mm

Copyright © - Subject to alterations

