


CHAIN CONVEYOR

CONVEYING 





FOR COMPLETELY CLOSED DUSTPROOF CONVEYING OF DRY BULK MATERIALS



SIMPLICITY AND SAFETY

Many years of in-depth technical knowledge and expertise within research and development, crop knowledge and engineering has made Cimbria one of the world's leading producers of conveying equipment for agricultural and industrial products.

Focus is set on conscientiously and precise calculation of capacity combined with knowledge of the products or the materials to be conveyed including the possible aggressiveness of the materials, distances and climatic conditions.

MEETING DEMANDS AND REQUIREMENTS

The Cimbria chain conveyors are ideal for horizontal and inclined conveying of materials demanding a completely closed dustproof transport such as grain, pellets and powders. Various models and sizes are available depending on the materials being conveyed and the required capacity.

The Cimbria chain conveyors are manufactured in a modular system and can be supplied in the exact required length. They are available with various accessories making them suitable for special applications, and with additional features which raise the level of safety.



MODULAR STRUCTURE

The modular structure means that the user receives precisely the solution that matches his application, as well as a level of flexibility that enables modifications and repairs to be carried out with a minimum of disruption of the conveying process. This reduces not just the maintenance costs but also the knock-on effect in lost production time.


FORM AND FUNCTION

Optimal design and construction make the chain conveyors a reliable and safe solution. With the variety of models combined with an extensive range of accessories, they meet the specific customer requirements while at the same time fulfilling the standards of the various directives which secure the health and safety of the people operating the conveyor.


SUPPORT AND SERVICE

We place great emphasis on giving customers the right advice so that they can select the very best solution – in both technical and financial terms – in collaboration with Cimbria. Our customers can always be certain that the product has been thoroughly tested and documented. In addition, we keep all standard components in stock, which means that we can provide quick and efficient service for our customers.

EXAMPLES OF MATERIALS TO BE CONVEYED




MINERALS




WHITE
RICE




PELLETS



SEED




GREEN
COFFEE




FERTI-
LIZERS



GRANULES




SUN-
FLOWER




WOOD
CHIPS



MAIZE



GRAIN



POWDERS

CHAIN CONVEYOR CONSTRUCTION

Cimbria chain conveyor range of products contain models constructed to suit various materials and tasks, and it comes with a range of standard features. Standard features cover galvanized steel sheets, easy assembled sections of 500 -1000 - 2000 – 3000 mm, assembled tension- and drive station, intermediate sections, 10 mm wear plate on the bottom plate, drive terminal with hollow


shaft gear, and motors and gears from well-known and acknowledged supplier in energy classes IE2 and IE3. The main feature is the chain which is manufactured in special steel with welded flights, and fitted with hardened steel bushes. A number of flights are complete with plastic flaps, which clean the bottom of the conveyor box. The chain can be supplied with return buckets for return transport of material in the conveyor.

INLETS

- can be made into the lid or by means of a side inlet

DOUBLE SIDE INLETS

- available in standard length of 990 mm
- ideal for inlet hoppers, bulk weighers and other places where a bin is to be emptied



CONVEYING CHAIN

- manufactured in special steel with flights welded on, assembly pins and hardened steel bushings. This provides a hardwearing chain that is easy to install
- has a sufficient number of nylon flights in the full width of the conveyor to ensure emptying
- is available with return buckets for conveying of overflow material
- Various types of special chain e.g. drop forged chain are available on request





INTERMEDIATE SECTIONS

- fast and efficiently assembled by means of assembly devices that ensure a tight and straight running chain conveyor
- height adjustable legs for easy and flexible installation of the chain conveyor in the exactly required height
- complete with 10 mm PEHD wear plates that ensure a long lifetime of the chain conveyor and a low noise level for optimal working conditions
- designed with return rollers for minimum friction and noise

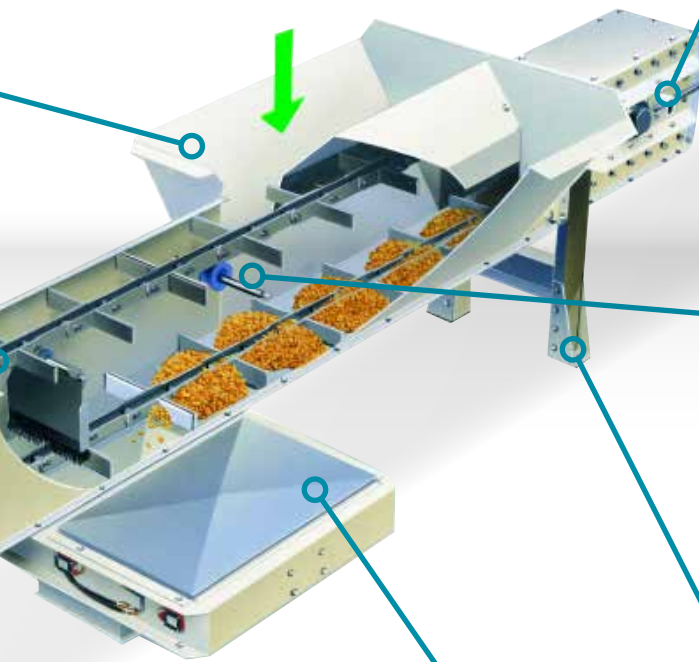


DRIVE STATION

- delivered with an efficient hollow shaft mounted gear with standard motor and safety switch as overflow control.
- outlet fits the unique Cimbria Q-spouting system.



RELIABLE OPERATION WITH LOW ENERGY CONSUMPTION




TENSION STATION

- used for keeping the conveying chain tensioned
- designed with tensioning device that allows adjustment of the chain while working
- can be delivered with speed guard



RETURN ROLLERS AND WEAR PLATE

- provides minimum friction and silent running conveyor
- ensure long service intervals between chain tensioning
- are manufactured in nylon or steel
- is supplied with exchangeable wear plates in the bottom.
- wear plates can be in steel or PEHD



SUPPORTING LEGS

- easy to mount
- can be used for both floor - or roof mounting
- easy adjustable to various inclinations
- maximum inclination standard 12°



OUTLET SHUTTER

- available in manual, pneumatic and motor operated versions
- complete with wear plate on the slide plate
- designed with a brush that keeps the chain above the slide clean and ensures optimal chain cleaning
- complete with outlet spouts that fit the unique Cimbria Q-spouting system

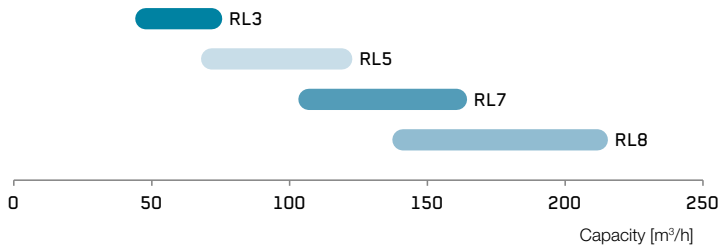
ACCESSORIES AND FEATURES

- explosion relief panels
- atex zone approved parts
- double bottom and heightened cover
- shutter - manual - pneumatic or with spindle motor
- speed guard 24 or 220 V
- plough by chain wheel to prevent blockage
- curved plate at drive to prevent material building up in line shutters

MODELS AND CAPACITIES

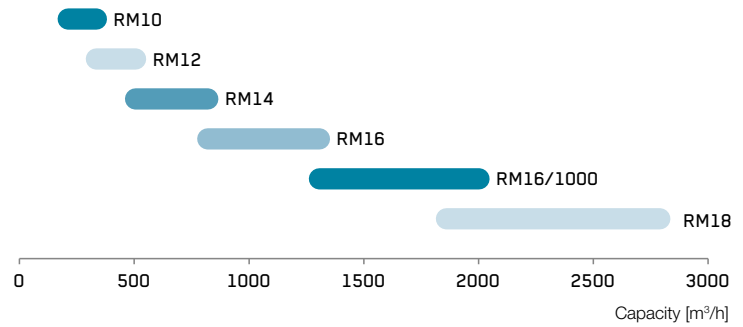
TYPE RL

- is suitable for a wide range of applications in silo/storage plants and processing industries
- low to medium capacity conveyor
- galvanized execution



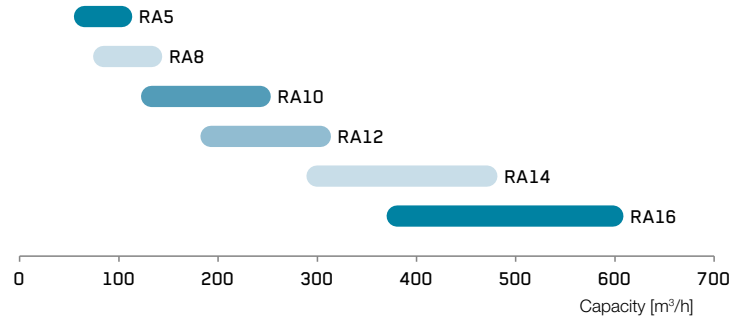
TYPE RM

- is suitable for a wide range of applications in silo/storage plants, ports and terminals
- high capacity conveyor
- galvanized execution



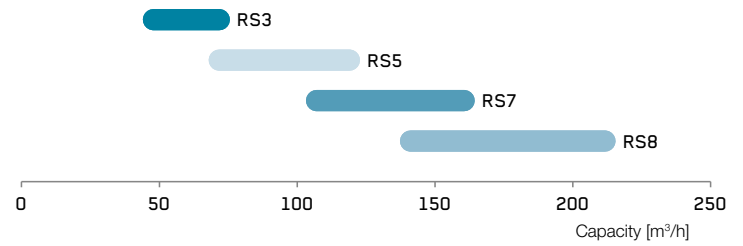
TYPE RA

- an angle conveyor designed with the principle of the chain conveyor in mind
- particularly suited for bulk intakes or to avoid the use of an elevator for inclined conveying from one machine to another up to 45°
- can be mounted with a downward curving bend so that the direction is altered from ascending to the horizontal



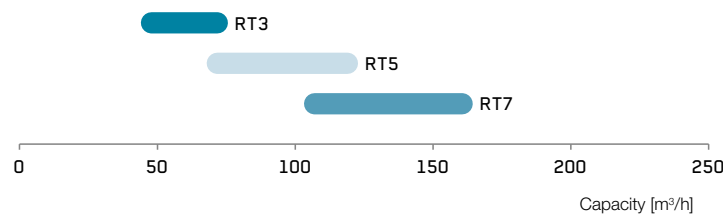
TYPE RS

- a trapezoid conveyor designed with the principle of the chain conveyor in mind
- has a specially designed trapezoid formed bottom and flights that ensure a totally emptying
- increases the number of utilisation as the conveyor is running totally empty



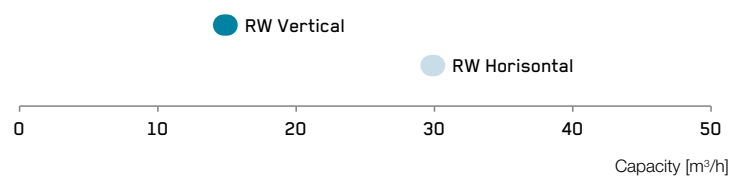
TYPE RT

- particular suited for wood shavings and wood chips
- unique features are the double distance between the flights, return rollers in steel and large milled grooves in the sprocket teeth which are practical in the event of the accumulation of material on the sprocket



TYPE RW

- particularly suited for light, chipped products, primarily waste products such as paper, grain residue, wood shavings, dust and similar products
- high flexible, quiet and operationally cheap means of conveying products. A good alternative to a mechanical screw conveyor or pneumatic transport



BENEFITS



EXPERIENCED AND RELIABLE SUPPLIER

- comprehensive documentation
- high industrial quality
- more than 60 years of experience
- local representation in 60 countries
- numerous installations world wide
- can be supplied as stand alone equipment or as part of a turnkey plant

MODULAR CONSTRUCTION

- easy and quick replacement in case of damaged or worn parts without having to dismount the chain conveyor
- easy assembly
- reliable operation
- minimum of maintenance
- low energy consumption
- minimized downtime = maximized profit for the end-user

COMPREHENSIVE PRODUCT PROGRAMME

- handles all dry bulk materials from industry to agriculture
- customised solutions to suit specific customer requirements
- day-to day delivery of spare parts
- standard components in stock
- extensive range of accessories for all applications
- full compliance with the ATEX directive
- continuous development of new products and features



A/S CIMBRIA

Faartoftvej 22
P.O. Box 40, 7700 Thisted
DENMARK
Phone: +45 96 17 90 00
cimbria.holding@agcocorp.com
www.cimbria.com

CIMBRIA UNIGRAIN A/S

Praestejorden 6
7700 Thisted
DENMARK
Phone: +45 96 17 90 00
cimbria.unigrain@agcocorp.com

**SOLUTIONS.
TOGETHER.**